P1=P9=P12=P13=P16=P19=P20=P23=P24=P27
=P28=P34=P35=P38=P40=P46

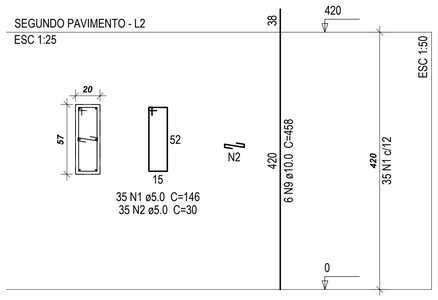

P10

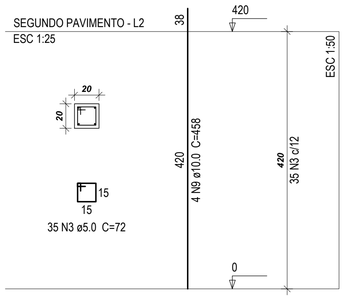

P11=P14=P15=P17=P18
P21=P22=P25=P26=P33
P41=P43

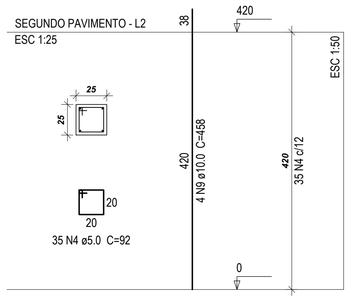

P2

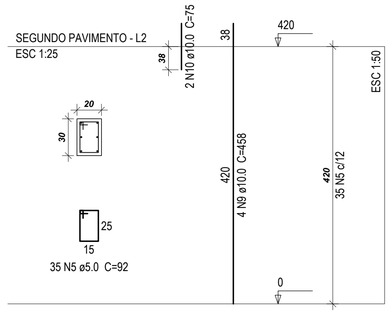

P42

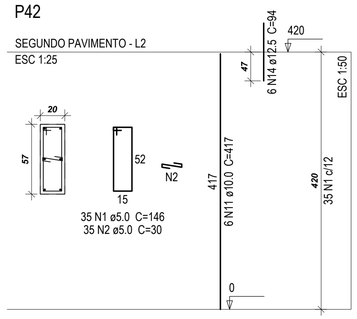

Relação do aço: Pilares que suportam o segundo pavimento

AÇO	N	DIAM (mm)	QUANT (Barras)	UNIT (cm)	C.TOTAL (cm)
CA60	1	5.0	686	146	100156
	2	5.0	805	30	24150
	3	5.0	35	72	2520
	4	5.0	567	92	52164
	5	5.0	35	92	3220
	6	5.0	190	172	32680
	7	5.0	112	30	3360
	8	5.0	92	30	2760
CA50	9	10.0	176	458	80608
	10	10.0	24	75	1800
	11	10.0	10	417	4170
	12	12.5	46	467	21482
	13	12.5	4	417	1668
	14	12.5	6	94	564
	15	16.0	14	417	5838
	16	16.0	16	480	7680

Resumo do aço

AÇO	DIAM (mm)	C.TOTAL (m)	PESO (kg)
CA50	10.0	865.8	533.8
	12.5	237.2	228.4
	16.0	135.2	213.4
CA60	5.0	2210.1	340.7

PESO TOTAL (kg)	
CA50	975.6
CA60	340.7

Volume de concreto (C-25) = 18.57 m³
Área de forma = 261.24 m²

P29=P30

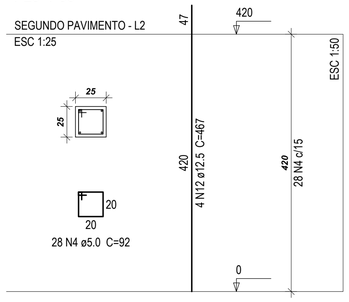

P3=P45

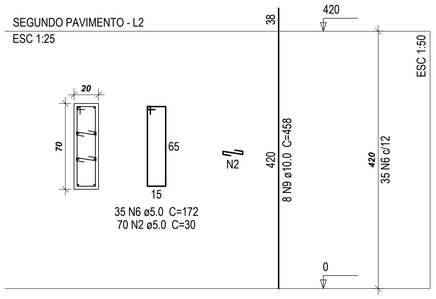

P32

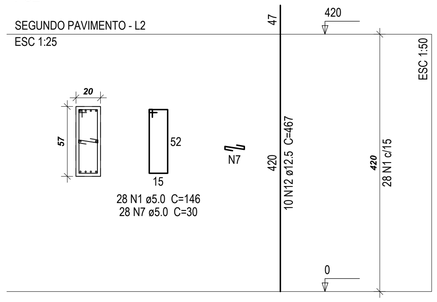

P39

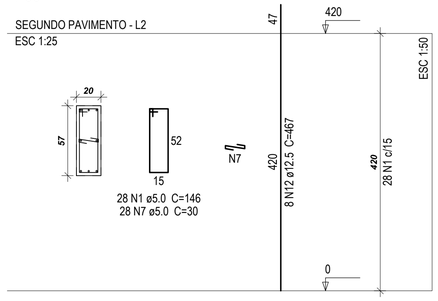

P31

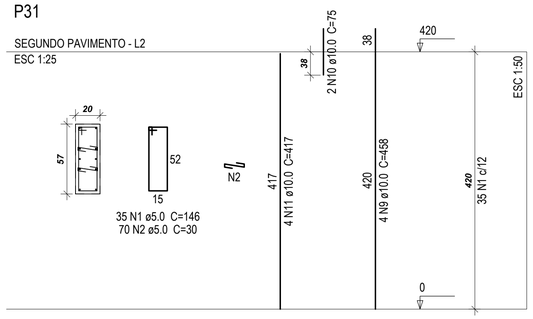

P36

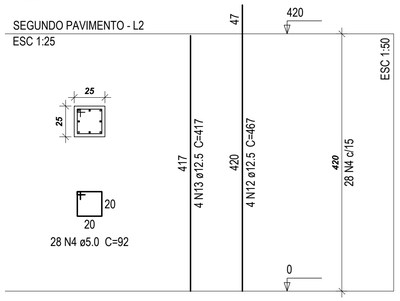

P37

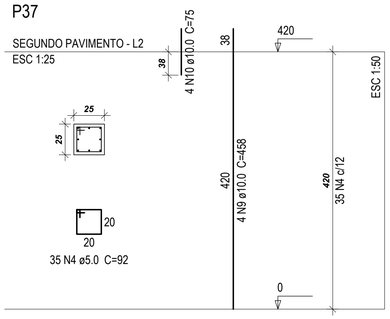

P4

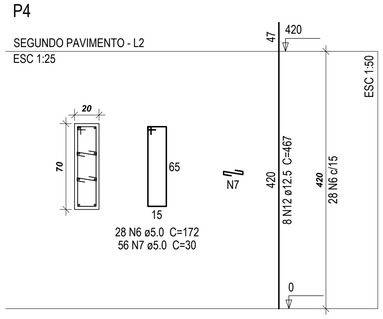

P44

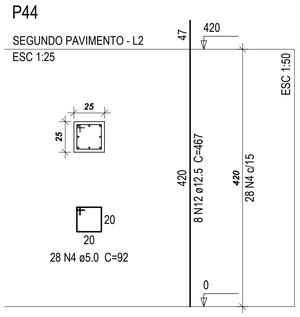

P5=P6=P7

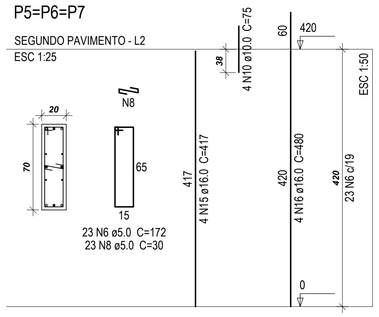

P8

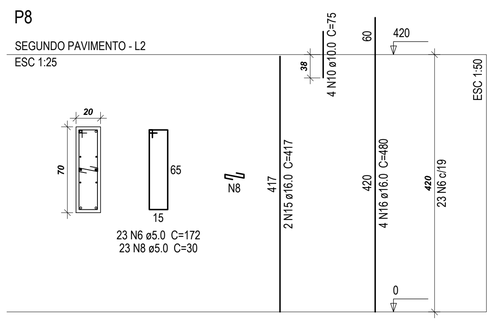

Nº:	DATA	RESPONSÁVEL	DESCRIÇÃO DA REVISÃO:
01	26.09.2013		PROJETO ESTRTURAL

AS BUILT ENGENHARIA DE PROJETOS LTDA
Rua Jovino do Rosário, 1564 - Boa Vista
CEP 82560-435 - Curitiba - Paraná
asbuiltprojetos@gmail.com - (41)3088-4949

FASE: PROJETO ESTRUTURAL

CONFERIR MEDIDAS NA OBRA

OBRA: GALPÃO DA ENGENHARIA MECÂNICA
AEROPORTO JK / DIAMANTINA

PROPRIETÁRIO: UNIVERSIDADE FEDERAL DOS VALES DO JEQUITINHONHA E MUCURI
CNPJ 16.888.315/0001-57

PRANCHA: FERRAGEM DOS PILARES: QUE SUPORTAM O SEGUNDO PAVIMENTO

AUTOR PROJETO: CARLOS HENRIQUE DE SOUZA GONÇALVES
CREA 7982/D - Pr

DETALHAMENTO/OBSERVAÇÕES: ESCALA: INDICADA
DESENHO: EQUIPE
VERSÃO: VERSAO 1
DATA: 26/09/2013
ÁREA CONSTRUIDA:
FOLHA: EST 06/20
ARQUIVO: